

Southwest Thought Partner Group

Meeting #6

Tuesday, August 4, 6:00 pm – 8:00 pm



Verónica Figoli

*Chief, Family and Community Engagement
Denver Public Schools*

Amber Callender

*Family and Community Engagement
Denver Public Schools*

Agenda

- I. Interactive Activity: What are the most important characteristics of a leader?
- II. Who is someone that you consider an effective leader? Why?
- III. Public Speaking Presentation
- IV. What are the primary responsibilities of the Board of Education? Who is my Board Member?
- V. Small Group Activity:
Divide into groups of 3. Develop a three minute presentation that you would give at a Board meeting to share the work you have done to date.
- VI. Small Group Presentations
- VII. Closing

Review: Five Factors

Teaching

Leadership

Culture

Education Programs

Governance

Patsy Roybal

*Family and Community Engagement
Denver Public Schools*



Parent Leadership Training

Interactive Activity



Board of Education



Board of Education Public Comments:

Public Comment Sessions

The Board holds public comment sessions to listen to comments about **student achievement, budget policy** or **matters currently under consideration** by the Board. Each speaker will have **three minutes to speak**, but **groups of four** or more people speaking on the same topic will have **10 minutes collectively** –Public Comment Sessions are posted on BoardDocs. In order to address the Board **you must sign up to speak**.

Please call the Board Office at 720-423-3210 by 5:00 p.m. the day before the public comment session.

Emily Griffith Campus 1860 Lincoln Street Denver, CO 80203

Parent Leadership Training

Public Speaking *Session 4*



OBJECTIVES:

Participants will acquire public speaking skills that will help them become effective leaders

VOICE INFLECTION

- Vary the *volume* of your voice to keep the interest of the audience.
- Vary the *pitch* of your voice to convey emotion and conviction.
- Vary the *rate* of your voice when you want to emphasize a point.

MAINTAIN EYE CONTACT

**After your voice,
your **eyes** are your
most powerful tool
for communicating**



MAINTAIN EYE CONTACT

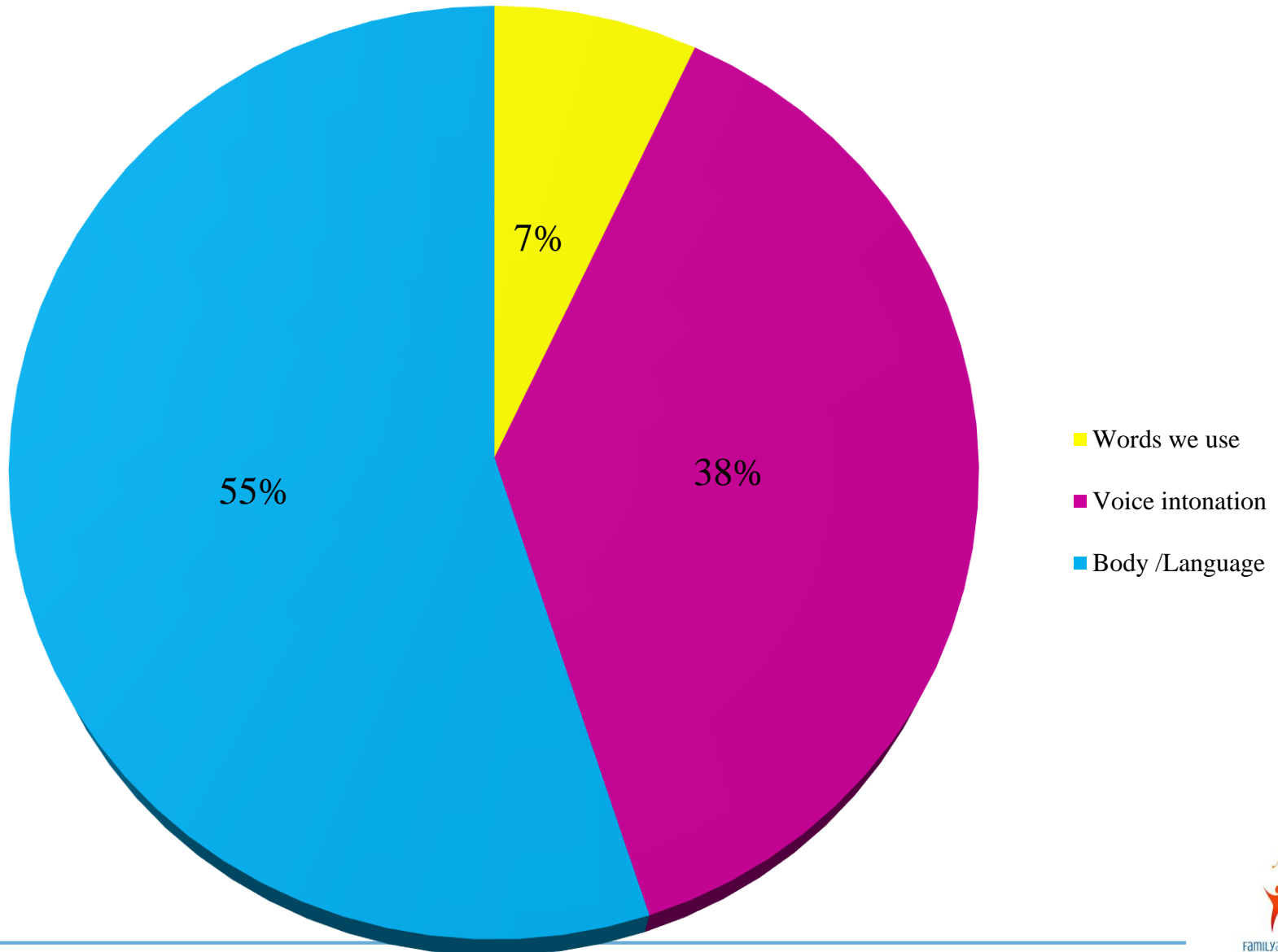
- Connect with your audience by making eye contact.
- Look into the eyes of a person in the audience for no more than three seconds at a time.
- Look at the entire audience or make direct eye contact with many people in audience.

BODY LANGUAGE

- Use appropriate movements and hand gestures.
- Keep your hands out of your pockets.
- Glance at your notes but don't read them.
- Use visuals to enhance your presentation and to help you stay on track.



BODY LANGUAGE SAYS IT ALL!



SPEAK WITH CONVICTION

- Believe in what you are saying
- Be sincere and enthusiastic
- Maintain your structure:
 - ✓ Introduction
 - ✓ Body
 - ✓ Conclusion



PREPARING YOUR SPEECH

Introduction or Opening

Create an interesting opening sentence

Plan an introduction to attract interest and lead to the main ideas

Body

Organize the speech around your outline

Come up with four or five main ideas using facts or examples

PREPARING YOUR SPEECH

Conclusion

- Be forceful
- Conclusion should state the purpose of the speech and the specific responses you want

GETTING STARTED

CREATE AN OUTLINE FOR YOUR SPEECH

Get the attention of your audience.....Past

Get them interested.....Present

Create a desire.....Future

Get them to act or agree

GETTING STARTED

- **Act confident and be excited about your topic**
- **Don't try to imitate others - BE YOURSELF**

PRACTICE, PRACTICE, PRACTICE!

SPEAK!

- Speak to your audience
- Listen to their questions
- Respond to their reactions
- Adjust and Adapt
- Always be prepared for the unexpected



PAUSE

- Allow some time to reflect and think
- It is not a race to the end
- Know when to stop talking
- Time yourself ahead of time



HUMOR

- Gage your audience
- Use humor when appropriate



SUMMARIZE

- Bring together your main points
- Conclude like you would when writing a paper



PRACTICE, PRACTICE, PRACTICE!

- Prepare a two-minute public speaking activity on:



What is my vision for my family?

FEEDBACK

Reflective/Constructive Feedback:

- What are the strengths of this speaker?
- What are the areas of opportunity?

QUESTIONS & ANSWERS



CONCLUSION

- Homework



THANK YOU!

Amber Callender

*Family and Community Engagement
Denver Public Schools*

Tools and Next Steps



- Upcoming Topics:
 - August 18 – Drafting the pros and cons
 - August 25 – CNQS SW community meeting
 - September 1 – School tours to be determined
 - September 8 – Pros and Cons presentation to the Board of Education
- Share information with families, neighbors, school community
 - Discuss how to share information
 - Visit our website: face.dpsk12.org
 - Call us with questions: 720-423-3054

